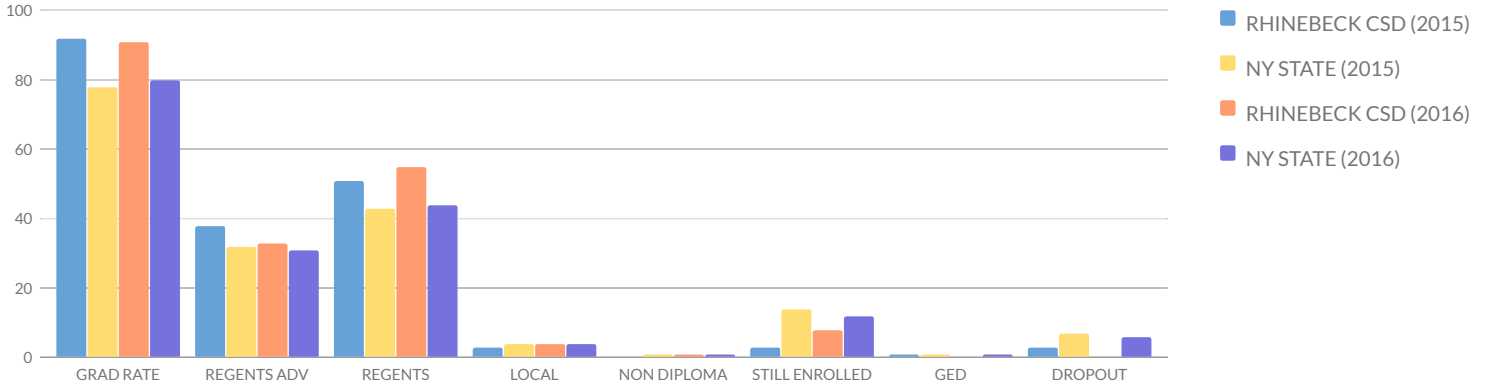


**RHINEBECK CSD GRADUATION RATE DATA
4 YEAR OUTCOME AS OF JUNE**

Graduation Rate Data are reported for a 9th grade cohort, as of the 4th year of high school - June. The Graduation Rate Data of high school as of the 4th year-August, the 5th year-June, and the 6th year-June are also calculated and available using the "Filter this data" function, below

Data is reported by educational institutions to the State Education Department throughout the school year and available for verification by districts until the close of the state data warehouse in August. District superintendents certify data is accurate in September. For the most updated information, please contact the school district.

Complete information on the types of diploma credentials, which can be earned and the criteria for each, see: Diploma Requirements.



2015

2016

ALL STUDENTS

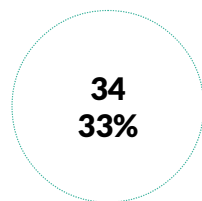
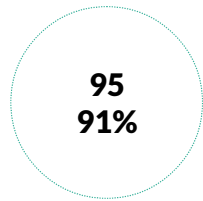
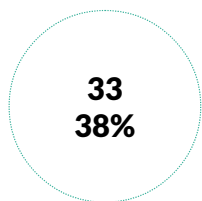
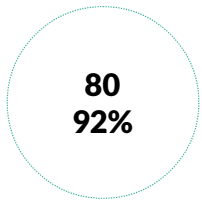
ALL STUDENTS

GRAD RATE

REGENTS WITH A...

GRAD RATE

REGENTS WITH A...

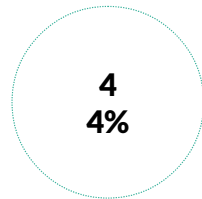
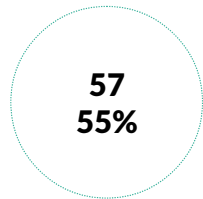
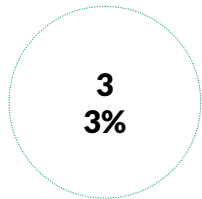
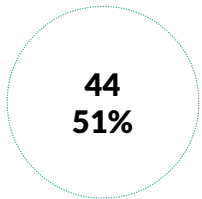


REGENTS DIPLO...

LOCAL DIPLOMA

REGENTS DIPLO...

LOCAL DIPLOMA



TOTAL STUDENTS IN COHORT: 87

TOTAL STUDENTS IN COHORT: 104

NON DIPLOMA CRED

STILL ENROLLED

NON DIPLOMA CRED

STILL ENROLLED

0	0%
---	----

3	3%
---	----

1	1%
---	----

8	8%
---	----

GED TRANSFER

DROPOUT

GED TRANSFER

DROPOUT

1	1%
---	----

3	3%
---	----

0	0%
---	----

0	0%
---	----

BY GENDER

FEMALE



GRAD RATE

REGENTS WITH A...

REGENTS DIPLO...

LOCAL DIPLOMA

TOTAL STUDENTS IN COHORT: 47

NON DIPLOMA CRED

STILL ENROLLED

0	0%
---	----

0	0%
---	----

GED TRANSFER

DROPOUT

0	0%
---	----

2	4%
---	----

MALE



GRAD RATE

REGENTS WITH A...

REGENTS DIPLO...

LOCAL DIPLOMA

TOTAL STUDENTS IN COHORT: 40

NON DIPLOMA CRED

STILL ENROLLED

0	0%
---	----

3	8%
---	----

FEMALE



GRAD RATE

REGENTS WITH A...

REGENTS DIPLO...

LOCAL DIPLOMA

TOTAL STUDENTS IN COHORT: 52

NON DIPLOMA CRED

STILL ENROLLED

0	0%
---	----

2	4%
---	----

GED TRANSFER

DROPOUT

0	0%
---	----

0	0%
---	----

MALE



GRAD RATE

REGENTS WITH A...

REGENTS DIPLO...

LOCAL DIPLOMA

TOTAL STUDENTS IN COHORT: 52

NON DIPLOMA CRED

STILL ENROLLED

1	2%
---	----

6	12%
---	-----

GED TRANSFER

DROPOUT

GED TRANSFER

DROPOUT

1	3%
----------	-----------

1	3%
----------	-----------

0	0%
----------	-----------

0	0%
----------	-----------

BY ETHNICITY

MULTIRACIAL



GRAD RATE

REGENTS WITH A...

REGENTS DIPLO...

LOCAL DIPLOMA

TOTAL STUDENTS: 0

NON DIPLOMA CRED

STILL ENROLLED

0	0%
---	----

0	0%
---	----

GED TRANSFER

DROPOUT

0	0%
---	----

0	0%
---	----

AMERICAN INDIAN OR ALASKA NATIVE



GRAD RATE

REGENTS WITH A...

REGENTS DIPLO...

LOCAL DIPLOMA

TOTAL STUDENTS: 0

NON DIPLOMA CRED

STILL ENROLLED

0	0%
---	----

0	0%
---	----

MULTIRACIAL



GRAD RATE

REGENTS WITH A...

REGENTS DIPLO...

LOCAL DIPLOMA

TOTAL STUDENTS: 0

NON DIPLOMA CRED

STILL ENROLLED

0	0%
---	----

0	0%
---	----

GED TRANSFER

DROPOUT

0	0%
---	----

0	0%
---	----

AMERICAN INDIAN OR ALASKA NATIVE



GRAD RATE

REGENTS WITH A...

REGENTS DIPLO...

LOCAL DIPLOMA

TOTAL STUDENTS: 0

NON DIPLOMA CRED

STILL ENROLLED

0	0%
---	----

0	0%
---	----

GED TRANSFER

DROPOUT

GED TRANSFER

DROPOUT

0	0%
---	----

0	0%
---	----

0	0%
---	----

0	0%
---	----

ASIAN OR NATIVE HAWAIIAN/OTHER PACIFIC ISLANDER

GRAD RATE REGENTS WITH A...

REGENTS DIPLO... LOCAL DIPLOMA

TOTAL STUDENTS: -

NON DIPLOMA CRED		STILL ENROLLED	
-	-	-	-
GED TRANSFER		DROPOUT	
-	-	-	-

WHITE

GRAD RATE REGENTS WITH A...

REGENTS DIPLO... LOCAL DIPLOMA

TOTAL STUDENTS IN COHORT: 75

NON DIPLOMA CRED		STILL ENROLLED	
0	0%	2	3%
GED TRANSFER		DROPOUT	
0	0%	3	4%

ASIAN OR NATIVE HAWAIIAN/OTHER PACIFIC ISLANDER

GRAD RATE REGENTS WITH A...

REGENTS DIPLO... LOCAL DIPLOMA

TOTAL STUDENTS: -

NON DIPLOMA CRED		STILL ENROLLED	
-	-	-	-
GED TRANSFER		DROPOUT	
-	-	-	-

WHITE

GRAD RATE REGENTS WITH A...

REGENTS DIPLO... LOCAL DIPLOMA

TOTAL STUDENTS IN COHORT: 94

NON DIPLOMA CRED		STILL ENROLLED	
1	1%	6	6%
GED TRANSFER		DROPOUT	
0	0%	0	0%

BLACK OR AFRICAN AMERICAN

GRAD RATE REGENTS WITH A...

REGENTS DIPLO... LOCAL DIPLOMA

TOTAL STUDENTS: 0

NON DIPLOMA CRED		STILL ENROLLED	
0	0%	0	0%
GED TRANSFER		DROPOUT	
0	0%	0	0%

HISPANIC OR LATINO

GRAD RATE REGENTS WITH A...

REGENTS DIPLO... LOCAL DIPLOMA

TOTAL STUDENTS: -

NON DIPLOMA CRED		STILL ENROLLED	
-	-	-	-
GED TRANSFER		DROPOUT	
-	-	-	-

BLACK OR AFRICAN AMERICAN

GRAD RATE REGENTS WITH A...

REGENTS DIPLO... LOCAL DIPLOMA

TOTAL STUDENTS: -

NON DIPLOMA CRED		STILL ENROLLED	
-	-	-	-
GED TRANSFER		DROPOUT	
-	-	-	-

HISPANIC OR LATINO

GRAD RATE REGENTS WITH A...

REGENTS DIPLO... LOCAL DIPLOMA

TOTAL STUDENTS: -

NON DIPLOMA CRED		STILL ENROLLED	
-	-	-	-
GED TRANSFER		DROPOUT	
-	-	-	-

OTHER GROUPS

GENERAL-EDUCATION STUDENTS

GRAD RATE **REGENTS WITH A...**

REGENTS DIPLO... **LOCAL DIPLOMA**

TOTAL STUDENTS IN COHORT: 76

NON DIPLOMA CRED		STILL ENROLLED	
0	0%	2	3%
GED TRANSFER		DROPOUT	
0	0%	1	1%

STUDENTS WITH DISABILITIES

GRAD RATE **REGENTS WITH A...**

REGENTS DIPLO... **LOCAL DIPLOMA**

TOTAL STUDENTS IN COHORT: 11

NON DIPLOMA CRED		STILL ENROLLED	
0	0%	1	9%

GENERAL-EDUCATION STUDENTS

GRAD RATE **REGENTS WITH A...**

REGENTS DIPLO... **LOCAL DIPLOMA**

TOTAL STUDENTS IN COHORT: 92

NON DIPLOMA CRED		STILL ENROLLED	
0	0%	4	4%
GED TRANSFER		DROPOUT	
0	0%	0	0%

STUDENTS WITH DISABILITIES

GRAD RATE **REGENTS WITH A...**

REGENTS DIPLO... **LOCAL DIPLOMA**

TOTAL STUDENTS IN COHORT: 12

NON DIPLOMA CRED		STILL ENROLLED	
1	8%	4	33%

GED TRANSFER

DROPOUT

GED TRANSFER

DROPOUT

1	9%
----------	-----------

2	18%
----------	------------

0	0%
----------	-----------

0	0%
----------	-----------

NON-ENGLISH LANGUAGE LEARNERS

GRAD RATE REGENTS WITH A...

REGENTS DIPLO... LOCAL DIPLOMA

TOTAL STUDENTS: -

NON DIPLOMA CRED		STILL ENROLLED	
-	-	-	-
GED TRANSFER		DROPOUT	
-	-	-	-

ENGLISH LANGUAGE LEARNERS

GRAD RATE REGENTS WITH A...

REGENTS DIPLO... LOCAL DIPLOMA

TOTAL STUDENTS: -

NON DIPLOMA CRED		STILL ENROLLED	
-	-	-	-
GED TRANSFER		DROPOUT	
-	-	-	-

NON-ENGLISH LANGUAGE LEARNERS

GRAD RATE REGENTS WITH A...

REGENTS DIPLO... LOCAL DIPLOMA

TOTAL STUDENTS: -

NON DIPLOMA CRED		STILL ENROLLED	
-	-	-	-
GED TRANSFER		DROPOUT	
-	-	-	-

ENGLISH LANGUAGE LEARNERS

GRAD RATE REGENTS WITH A...

REGENTS DIPLO... LOCAL DIPLOMA

TOTAL STUDENTS: -

NON DIPLOMA CRED		STILL ENROLLED	
-	-	-	-
GED TRANSFER		DROPOUT	
-	-	-	-

NOT ECONOMICALLY DISADVANTAGED

GRAD RATE REGENTS WITH A...

REGENTS DIPLO... LOCAL DIPLOMA

TOTAL STUDENTS IN COHORT: 72

NON DIPLOMA CRED		STILL ENROLLED	
0	0%	1	1%
GED TRANSFER		DROPOUT	
1	1%	3	4%

ECONOMICALLY DISADVANTAGED

GRAD RATE REGENTS WITH A...

REGENTS DIPLO... LOCAL DIPLOMA

TOTAL STUDENTS IN COHORT: 15

NON DIPLOMA CRED		STILL ENROLLED	
0	0%	2	13%
GED TRANSFER		DROPOUT	
0	0%	0	0%

NOT ECONOMICALLY DISADVANTAGED

GRAD RATE REGENTS WITH A...

REGENTS DIPLO... LOCAL DIPLOMA

TOTAL STUDENTS IN COHORT: 88

NON DIPLOMA CRED		STILL ENROLLED	
1	1%	6	7%
GED TRANSFER		DROPOUT	
0	0%	0	0%

ECONOMICALLY DISADVANTAGED

GRAD RATE REGENTS WITH A...

REGENTS DIPLO... LOCAL DIPLOMA

TOTAL STUDENTS IN COHORT: 16

NON DIPLOMA CRED		STILL ENROLLED	
0	0%	2	13%
GED TRANSFER		DROPOUT	
0	0%	0	0%

NOT MIGRANT

GRAD RATE REGENTS WITH A...

REGENTS DIPLO... LOCAL DIPLOMA

TOTAL STUDENTS: -

NON DIPLOMA CRED		STILL ENROLLED	
-	-	-	-
GED TRANSFER		DROPOUT	
-	-	-	-

MIGRANT

GRAD RATE REGENTS WITH A...

REGENTS DIPLO... LOCAL DIPLOMA

TOTAL STUDENTS: -

NON DIPLOMA CRED		STILL ENROLLED	
-	-	-	-
GED TRANSFER		DROPOUT	
-	-	-	-

NOT MIGRANT

GRAD RATE REGENTS WITH A...

REGENTS DIPLO... LOCAL DIPLOMA

TOTAL STUDENTS: -

NON DIPLOMA CRED		STILL ENROLLED	
-	-	-	-
GED TRANSFER		DROPOUT	
-	-	-	-

MIGRANT

GRAD RATE REGENTS WITH A...

REGENTS DIPLO... LOCAL DIPLOMA

TOTAL STUDENTS: -

NON DIPLOMA CRED		STILL ENROLLED	
-	-	-	-
GED TRANSFER		DROPOUT	
-	-	-	-

© COPYRIGHT NEW YORK STATE EDUCATION DEPARTMENT, ALL RIGHTS RESERVED.