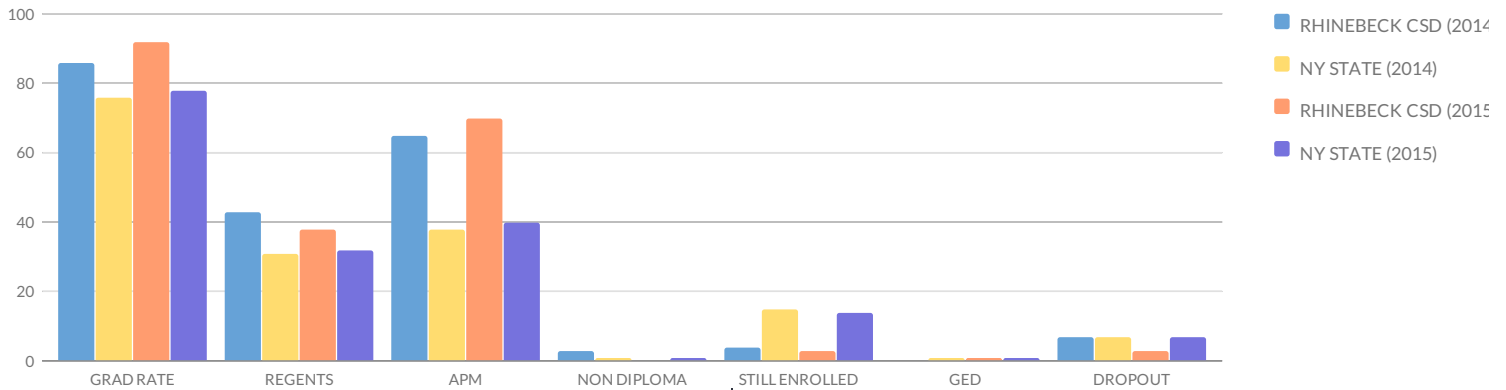


RHINEBECK CSD GRADUATION RATE DATA 4 YEAR OUTCOME AS OF JUNE

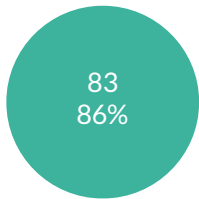
Graduate data are reported for a 9th grade cohort for the first time at the end of June of the 4th year of high school. The graduation rate as of August of the 4th year, June of the 5th year, and June of the 6th year of high school are also calculated and available. For complete information on the types of diploma credentials which can be earned and the criteria for each see [Diploma Requirements](#).



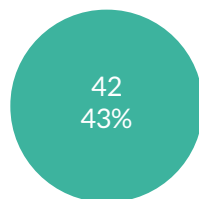
2014

ALL STUDENTS

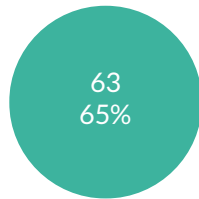
GRAD RATE



REGENTS ...



APM



TOTAL STUDENTS IN COHORT: 97

NON DIPLOMA CRED

3	3%
---	----

STILL ENROLLED

4	4%
---	----

GED TRANSFER

0	0%
---	----

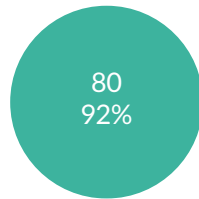
DROPOUT

7	7%
---	----

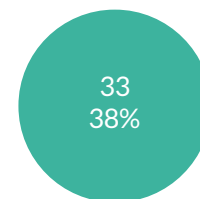
2015

ALL STUDENTS

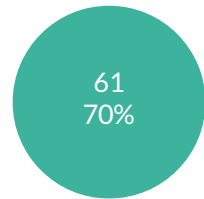
GRAD RATE



REGENTS ...



APM



TOTAL STUDENTS IN COHORT: 87

NON DIPLOMA CRED

0	0%
---	----

STILL ENROLLED

3	3%
---	----

GED TRANSFER

1	1%
---	----

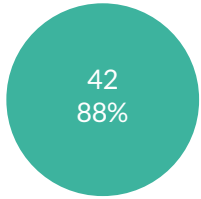
DROPOUT

3	3%
---	----

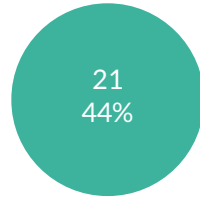
BY GENDER

FEMALE

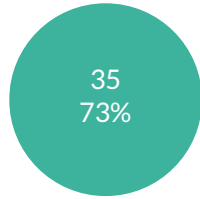
GRAD RATE



REGENTS ...



APM



TOTAL STUDENTS IN COHORT: 48

NON DIPLOMA CRED

1	2%
---	----

STILL ENROLLED

3	6%
---	----

GED TRANSFER

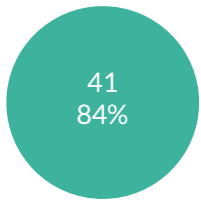
0	0%
---	----

DROPOUT

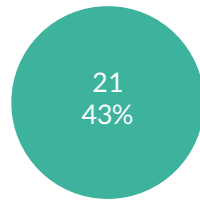
2	4%
---	----

MALE

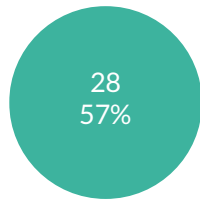
GRAD RATE



REGENTS ...



APM



TOTAL STUDENTS IN COHORT: 49

NON DIPLOMA CRED

2	4%
---	----

STILL ENROLLED

1	2%
---	----

GED TRANSFER

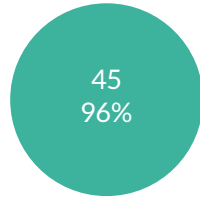
0	0%
---	----

DROPOUT

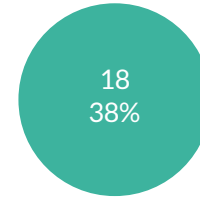
5	10%
---	-----

FEMALE

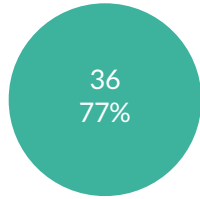
GRAD RATE



REGENTS ...



APM



TOTAL STUDENTS IN COHORT: 47

NON DIPLOMA CRED

0	0%
---	----

STILL ENROLLED

0	0%
---	----

GED TRANSFER

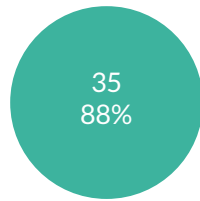
0	0%
---	----

DROPOUT

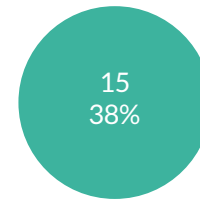
2	4%
---	----

MALE

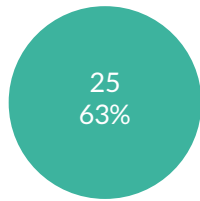
GRAD RATE



REGENTS ...



APM



TOTAL STUDENTS IN COHORT: 40

NON DIPLOMA CRED

0	0%
---	----

STILL ENROLLED

3	8%
---	----

GED TRANSFER

1	3%
---	----

DROPOUT

1	3%
---	----

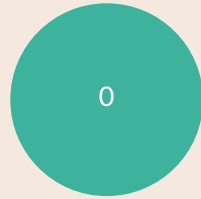
BY ETHNICITY

MULTIRACIAL

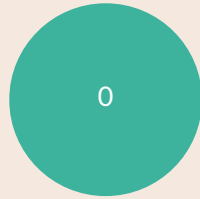
GRAD RATE



REGENTS ...



APM



TOTAL STUDENTS: 0

NON DIPLOMA CRED



STILL ENROLLED



GED TRANSFER



DROPOUT

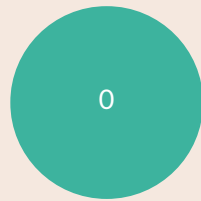


AMERICAN INDIAN OR ALASKA NATIVE

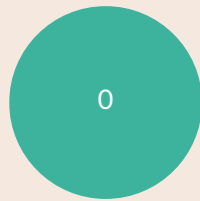
GRAD RATE



REGENTS ...



APM



TOTAL STUDENTS: 0

NON DIPLOMA CRED



STILL ENROLLED



GED TRANSFER

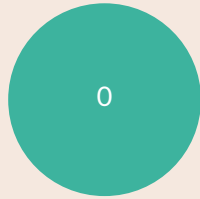


DROPOUT

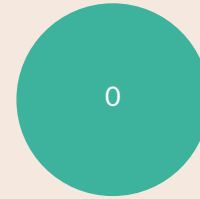


MULTIRACIAL

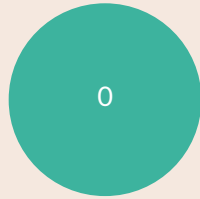
GRAD RATE



REGENTS ...



APM



TOTAL STUDENTS: 0

NON DIPLOMA CRED



STILL ENROLLED



GED TRANSFER

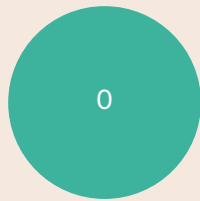


DROPOUT




AMERICAN INDIAN OR ALASKA NATIVE

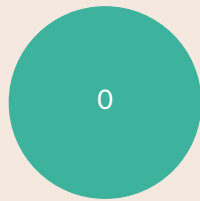
GRAD RATE



REGENTS ...



APM



TOTAL STUDENTS: 0

NON DIPLOMA CRED



STILL ENROLLED



GED TRANSFER



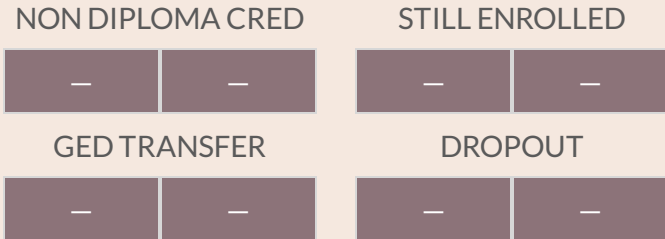
DROPOUT



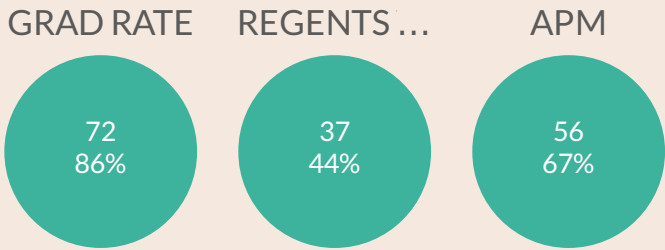
ASIAN OR NATIVE HAWAIIAN/OTHER PACIFIC ISLANDER



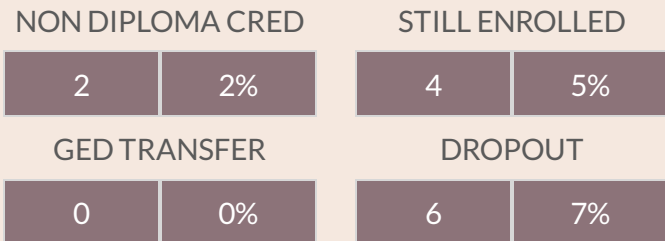
TOTAL STUDENTS: -



WHITE



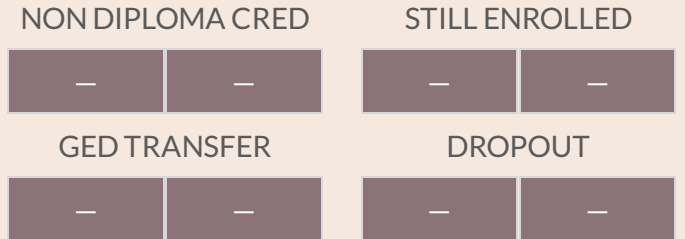
TOTAL STUDENTS IN COHORT: 84



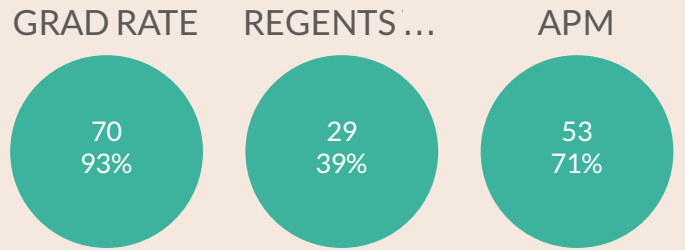
ASIAN OR NATIVE HAWAIIAN/OTHER PACIFIC ISLANDER



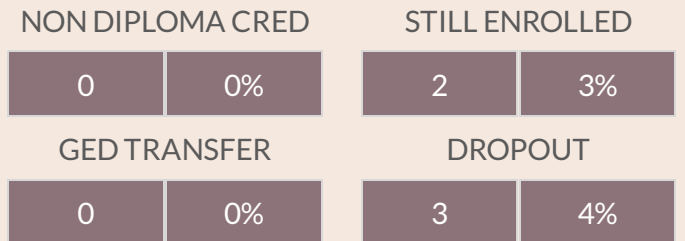
TOTAL STUDENTS: -



WHITE



TOTAL STUDENTS IN COHORT: 75



BLACK OR AFRICAN AMERICAN

GRAD RATE

REGENTS ...

APM



TOTAL STUDENTS: -

NON DIPLOMA CRED

STILL ENROLLED



GED TRANSFER

DROPOUT

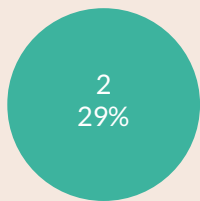
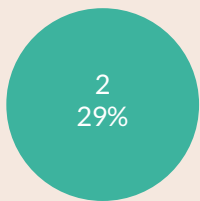
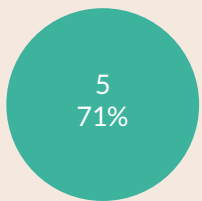


HISPANIC OR LATINO

GRAD RATE

REGENTS ...

APM



TOTAL STUDENTS IN COHORT: 7

NON DIPLOMA CRED

STILL ENROLLED



GED TRANSFER

DROPOUT

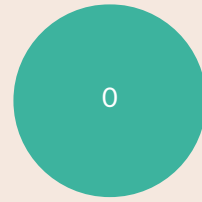
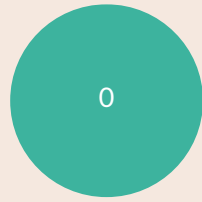


BLACK OR AFRICAN AMERICAN

GRAD RATE

REGENTS ...

APM



TOTAL STUDENTS: 0

NON DIPLOMA CRED

STILL ENROLLED



GED TRANSFER

DROPOUT





HISPANIC OR LATINO

GRAD RATE

REGENTS ...

APM



TOTAL STUDENTS: -


NON DIPLOMA CRED

STILL ENROLLED



GED TRANSFER

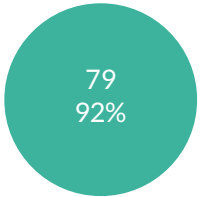
DROPOUT



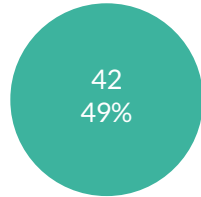
OTHER GROUPS

GENERAL-EDUCATION STUDENTS

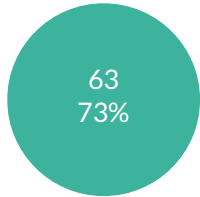
GRAD RATE



REGENTS ...



APM



TOTAL STUDENTS IN COHORT: 86

NON DIPLOMA CRED

0	0%
---	----

STILL ENROLLED

2	2%
---	----

GED TRANSFER

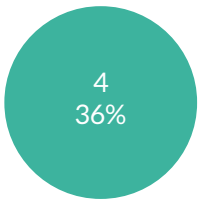
0	0%
---	----

DROPOUT

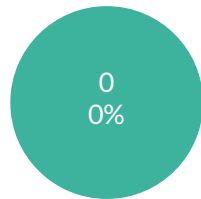
5	6%
---	----

STUDENTS WITH DISABILITIES

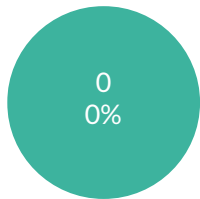
GRAD RATE



REGENTS ...



APM



TOTAL STUDENTS IN COHORT: 11

NON DIPLOMA CRED

3	27%
---	-----

STILL ENROLLED

2	18%
---	-----

GED TRANSFER

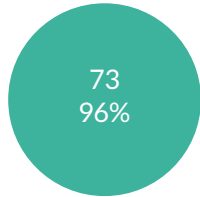
0	0%
---	----

DROPOUT

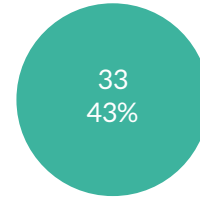
2	18%
---	-----

GENERAL-EDUCATION STUDENTS

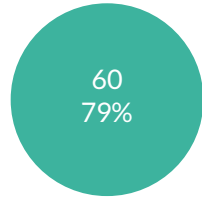
GRAD RATE



REGENTS ...



APM



TOTAL STUDENTS IN COHORT: 76

NON DIPLOMA CRED

0	0%
---	----

STILL ENROLLED

2	3%
---	----

GED TRANSFER

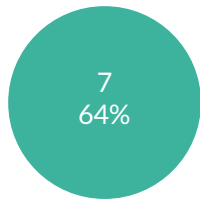
0	0%
---	----

DROPOUT

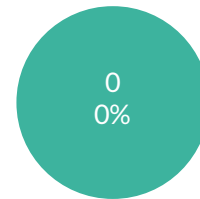
1	1%
---	----

STUDENTS WITH DISABILITIES

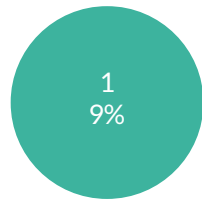
GRAD RATE



REGENTS ...



APM



TOTAL STUDENTS IN COHORT: 11

NON DIPLOMA CRED

0	0%
---	----

STILL ENROLLED

1	9%
---	----

GED TRANSFER

1	9%
---	----

DROPOUT




2	18%
---	-----

ENGLISH PROFICIENT

GRAD RATE

REGENTS ...


APM



TOTAL STUDENTS: —

NON DIPLOMA CRED

STILL ENROLLED



GED TRANSFER

DROPOUT






LIMITED ENGLISH PROFICIENT

GRAD RATE

REGENTS ...

APM



TOTAL STUDENTS: —

NON DIPLOMA CRED

STILL ENROLLED



GED TRANSFER

DROPOUT






ENGLISH PROFICIENT

GRAD RATE

REGENTS ...


APM



TOTAL STUDENTS: —

NON DIPLOMA CRED

STILL ENROLLED



GED TRANSFER

DROPOUT






LIMITED ENGLISH PROFICIENT

GRAD RATE

REGENTS ...

APM



TOTAL STUDENTS: —

NON DIPLOMA CRED

STILL ENROLLED



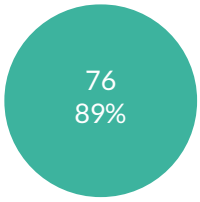
GED TRANSFER

DROPOUT

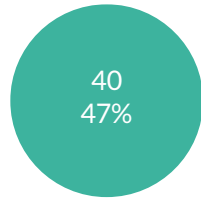


NOT ECONOMICALLY DISADVANTAGED

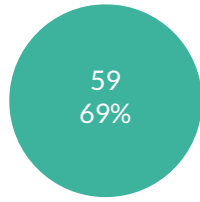
GRAD RATE



REGENTS ...



APM



TOTAL STUDENTS IN COHORT: 85

NON DIPLOMA CRED

1	1%
---	----

STILL ENROLLED

4	5%
---	----

GED TRANSFER

0	0%
---	----

DROPOUT

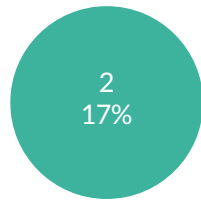
4	5%
---	----

ECONOMICALLY DISADVANTAGED

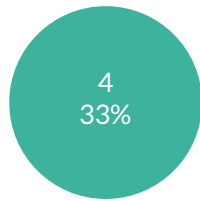
GRAD RATE



REGENTS ...



APM



TOTAL STUDENTS IN COHORT: 12

NON DIPLOMA CRED

2	17%
---	-----

STILL ENROLLED

0	0%
---	----

GED TRANSFER

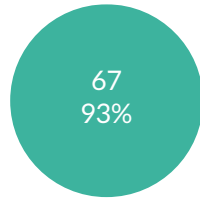
0	0%
---	----

DROPOUT

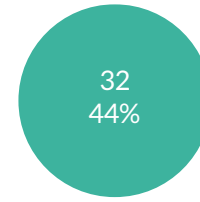
3	25%
---	-----

NOT ECONOMICALLY DISADVANTAGED

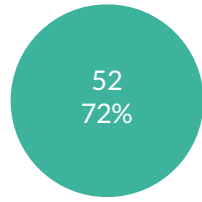
GRAD RATE



REGENTS ...



APM



TOTAL STUDENTS IN COHORT: 72

NON DIPLOMA CRED

0	0%
---	----

STILL ENROLLED

1	1%
---	----

GED TRANSFER

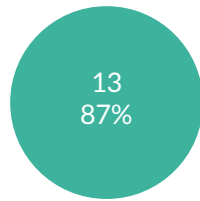
1	1%
---	----

DROPOUT

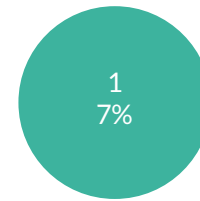
3	4%
---	----

ECONOMICALLY DISADVANTAGED

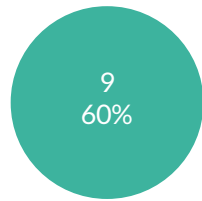
GRAD RATE



REGENTS ...



APM



TOTAL STUDENTS IN COHORT: 15

NON DIPLOMA CRED

0	0%
---	----

STILL ENROLLED

2	13%
---	-----

GED TRANSFER

0	0%
---	----

DROPOUT




0	0%
---	----

NOT MIGRANT

GRAD RATE

REGENTS ...



APM



TOTAL STUDENTS: —

NON DIPLOMA CRED

STILL ENROLLED



GED TRANSFER

DROPOUT






MIGRANT

GRAD RATE

REGENTS ...

APM



TOTAL STUDENTS: —

NON DIPLOMA CRED

STILL ENROLLED



GED TRANSFER

DROPOUT






NOT MIGRANT

GRAD RATE

REGENTS ...


APM



TOTAL STUDENTS: —

NON DIPLOMA CRED

STILL ENROLLED



GED TRANSFER

DROPOUT






MIGRANT

GRAD RATE

REGENTS ...

APM



TOTAL STUDENTS: —

NON DIPLOMA CRED

STILL ENROLLED



GED TRANSFER

DROPOUT

